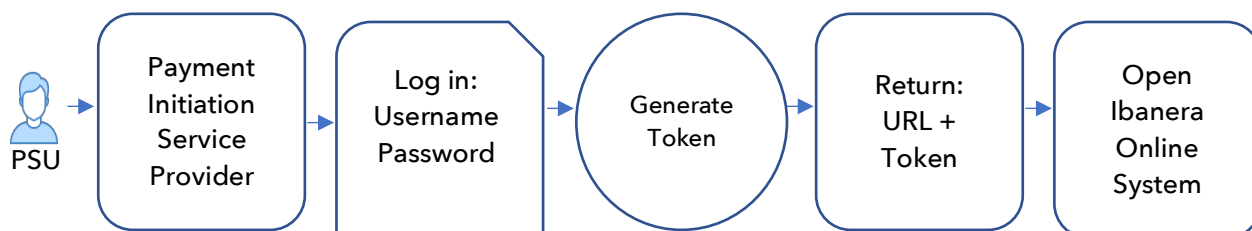


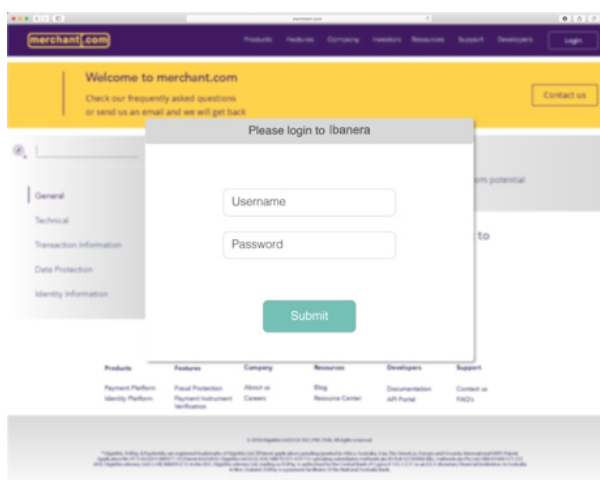
## Ibanera - Contingency

Third Party Payment providers may use the Ibanera Contingency API to integrate their services with Ibanera. The Contingency API uses OAuth framework to establish a secured designated access to the Ibanera Online website.

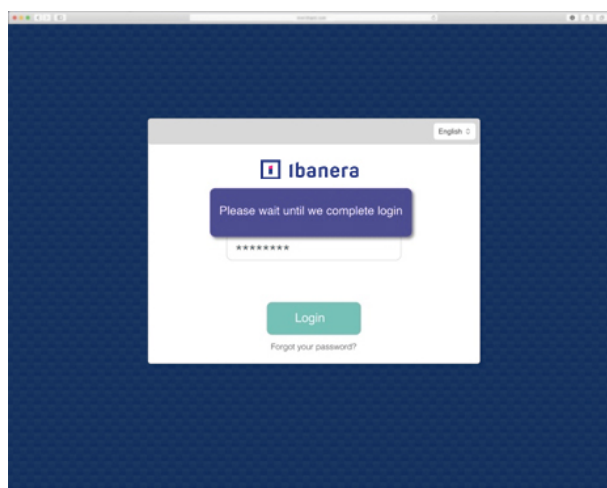


### Example

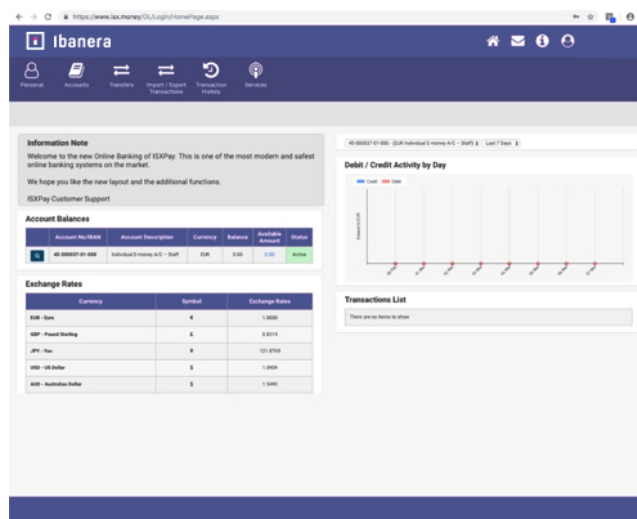
1. User Logs in to third party provider (TPP) and the TPP opens Ibanera web page. After that, the customer adds their Ibanera Online credentials, username and password, to proceed.



2. The third-party provider runs the following process:
  - 2.1. **Generate Token API:** to create a new token. See Token API for further details of the API



**2.2. Captures the response URL:** The Token API generates a response with a URL that its attribute is named as ".iframe\_login\_url". The third-party provider uses the value of the ".iframe\_login\_url" to redirect the user to the Ibanera Online website.



## Contingency APIs

In the API there are specific objects that are required for a successful OAuth process. The APIs require the below information:

### 1. Generate Token API

**Method:** POST

**URL:** The API is accessed from the Request URL. "Your Ibanera OL URL": "/PSD2Auth/v1/Token"

**Headers:**

KEY	Value	Description
Content-Type	application/x-www-form-urlencoded	Mandatory

**Body:**

KEY	Value Example	Description
grant_type	password	
username	test@gmail.com	The Username of the Online user of the financial institution

password	1234!!A	The Password of the Online user of the financial institution
client_id	7CF6985A-A394-4BF3-8BB7-2C32468g117D	The client ID of the TPP
client_secret	98765432	The client secret of the TPP

## Response:

```

Body Cookies (1) Headers (17) Test Results Status: 200 OK Time: 3.06s Size: 1.7 KB Save Response
Pretty Raw Preview JSON
1 {
2   "access_token":
   "Jv0r5Jcr0mC4oZnWx3vngnLTs1YfIaVTFruFMSeWk2rtP6UXos1zWn3NAI1at2shGDZEdUX5dTM6rm72Qn2cwMsuagUuxLAGARUfVHqx8S9CGU0JIBu_hcqY7zSYdcW6zqcUZ48YCz81LI8A
   2R9zkHzeFacw0C5d-TqjEsceirY1n49lrz-fFufnLwn4XeJhJYVo1Burnx0H8xZqiPnCrF_pJ5wYyY54DhtVdqDsLNX3V4Hfu4UfK8Wj925VUjXyp0sTK21MBEuhrYAD0G1ININm6DpwmXzCJS
   sBH_MMprp_gU9X4nLHpJiaBx0BCHJAW8ajejuJihM0qfyKT_yK-Bh754eJHLGUG2ISrDbHloiVteaitQUSHjiLOUForZJvK95Q55bk",
3   "token_type": "bearer",
4   "expires_in": 599,
5   ".issued": "Thu, 05 Sep 2019 11:40:03 GMT",
6   ".expires": "Thu, 05 Sep 2019 11:50:03 GMT",
7   ".iframe_login_url": "https://site.tst.isxeu.cpsecurecloud.net/OL/0Auth/Login.aspx?
   tokens=Jv0r5Jcr0mC4oZnWx3vngnLTs1YfIaVTFruFMSeWk2rtP6UXos1zWn3NAI1at2shGDZEdUX5dTM6rm72Qn2cwMsuagUuxLAGARUfVHqx8S9CGU0JIBu_hcqY7zSYdcW6zqcUZ48YCz81
   LI8A2R9zkHzeFacw0C5d-TqjEsceirY1n49lrz-fFufnLwn4XeJhJYVo1Burnx0H8xZqiPnCrF_pJ5wYyY54DhtVdqDsLNX3V4Hfu4UfK8Wj925VUjXyp0sTK21MBEuhrYAD0G1ININm6Dpwm
   XzCJSsBH_MMprp_gU9X4nLHpJiaBx0BCHJAW8ajejuJihM0qfyKT_yK-Bh754eJHLGUG2ISrDbHloiVteaitQUSHjiLOUForZJvK95Q55bk"
8 }

```

KEY	Value Example	Description
Access_token		
token_type	bearer	
expires_in	599	Token generated will expire in set of amount time measured in seconds
.issued	Thu, 05 Sep 2019 13:51:53 GMT	Issued timestamp of the token generated
.expires	Thu, 05 Sep 2019 14:01:53 GMT	Expired timestamp of the token generated
,iframe_login_url	-	The URL which is used to redirect the user to the Ibanera Online Website

## 2. Validate Token

Method: POST

URL: The API is accessed from the Request URL. "Your Ibanera OL URL": "/PSD2Auth/v1/Token"

Steps to validate token:

1. Click on Authorization and paste in the Generated Token.
2. Click Send to Validate token.

Response:

```

1  {
2    "authenticated": true,
3    "claims": [
4      "http://schemas.xmlsoap.org/ws/2005/05/identity/claims/system:"
5      "http://schemas.xmlsoap.org/ws/2005/05/identity/claims/name: k"
6      "http://schemas.xmlsoap.org/ws/2005/05/identity/claims/authent"
7      "http://schemas.xmlsoap.org/ws/2009/09/identity/claims/actor:"
8    ]
9  }

```

KEY	Value Example	Description
authenticated	true	"True" if the token is valid and "False" if the token is invalid.
claims	-	Details of the token

### 3. Invalidate Token

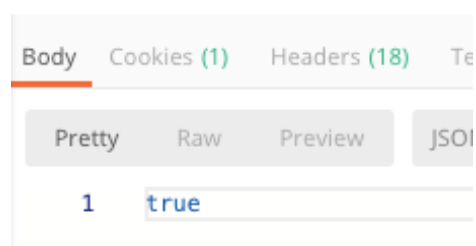
Method: POST

URL: The API is accessed from the Request URL. "Your Ibanera OL URL": "/PSD2Auth/v1/Token"

Steps to invalidate token:

1. Click on Authorization and paste in the Generated Token.
2. Click Send to invalidate the token

Response:



KEY	Value Example	Description
Response	true	"True" if the token has been cancelled. "False" if the token failed to be cancelled.